



SPECIFICATION

P/N: LC-MD1001-01

Preliminary


光圓科技股份有限公司

LED CIRCLE Technology Corporation

新竹市竹光路 8 號 14 樓之 8

14F-8, No. 8, Zhu-Guang Rd., HsinChu City, Taiwan

WEB: www.ledcircle.com E-Mail: zeno@ledcircle.com TEL: +886-3-540-2430



Description

The LC-MD1001-01 is a compact LED Waterproof Module composed by 1W Luxeon High Power LED, die-cast aluminum base, and precise focus lens. This modular product can be simple and compact light sources of LED luminaries or fixtures. With unique aluminum base, the heat is efficiently managed at preferable working temperature, thus enable LEDs having stable light output and lifetime. The LED is encapsulated in a unique structure to conform class IP66 protection. This unit offers easy and convenient design solutions to both lights manufacturer and lighting designer.

Other size, other LED, other colour pattern, and other array layout are available on request.

Also, please pick up the LED CCD Driver from our Alva product series if you need the LED driver for this module, or pick up the LED talent module from our LCT product series if you need the integrated module that includes LED module and LED CCD Driver.

Features

- IP66 Waterproof.
- Robust, 1W high power solid state lighting.
- Unique shape, ultra slim, hidden source.
- Good heat dissipation.
- Dynamic, vivid colors.
- Low voltage operation.
- The heat is efficiently managed at preferable working temperature.
- Small/Compact size.
- Easy for being retrofitted into existing traditional lighting fixture and indoor/outdoor lighting system.

Benefits

- Long lifetime, free of maintenance
- To offer easy and convenient design solutions
- Have flexible configurations including Warm white, White, Red, Green, Blue, Amber and RGBW mixed and other customized configuration
- Light weight
- Enhance the value of your products
- Provides flexibility to designers
- It is a hazard free product
- It can be integrated in to existing lighting system
- Facilitates new fixture design
- Facilitates low profile fixture design

Materials

- **LED** : High power high brightness Luxeon 1W.
- **Metal base** : Extrusion Aluminum.
- **Lens** : High Optical grade High transparency PMMA
- **Cover cap** : Polycarbonate.
- **Wire** : Teflon wire 24AWG.
- **Screw** : Stainless.



LED Circle Technology Corporation

Web: www.ledcircle.com

E-mail: zeno@ledcircle.com

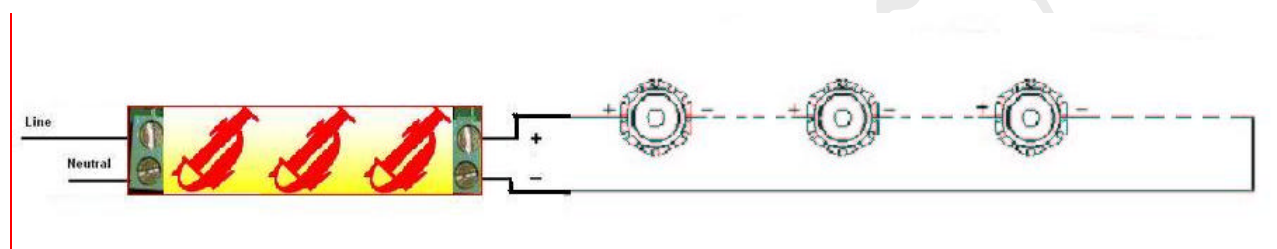
Tel: +886-3-540-2430

Fax: +886-3-538-0376

Typical Applications

- Architectural lighting
- Garden lighting
- In-ground lights.
- Floodlight.
- Cove lighting
- Cornice lighting
- Landscape lighting
- Under-Water lighting
- Vending machine lighting
- Wall sconces
- Under-cabinet lighting
- Projectors
- Decorative lights
- Pool/fountain lights

Driver wiring Diagram (With Alva-AH350-08 LED Driver)



Selection Guide	
Part Number	Description
LC-MD1001-01-1WW-X-XXX	1W Warm White Waterproof Module
LC-MD1001-01-1W-X-XXX	1W White Waterproof Module
LC-MD1001-01-1R-X-XXX	1W Red Waterproof Module
LC-MD1001-01-1G-X-XXX	1W Green Waterproof Module
LC-MD1001-01-1B-X-XXX	1W Blue Waterproof Module
LC-MD1001-01-1A-X-XXX	1W Amber Waterproof Module
LC-MD1001-01-XX-X-XXX	1W Customized Waterproof Module

S15	15° Acrylic lens with Smooth surface
S20	20° Acrylic lens with Smooth surface
R25	25° Acrylic lens with Rough/ball surface
R38	38° Acrylic lens with Rough/ball surface
R45	45° Acrylic lens with Rough/ball surface
S110	110° Acrylic lens with Smooth surface
S140	140° Acrylic lens with Smooth surface

Note:

1. The XX is the project code of the customized products.
2. The X is the Type of the module.

X= A B C



3. The XXX is the lens options as following:

S06	6° Acrylic lens with Smooth surface
S10	10° Acrylic lens with Smooth surface

Electrical characteristics

Input

Parameter	Min	Max
Input Voltage Range	1.8Vdc	5Vdc
Input Frequency	-	-
Input Current	315mA	385mA
Efficiency	-	-

Note: The **Input Voltage range** is depended on the LEDs that you have selected. (Contact our engineer for the detail)

Environmental Ratings

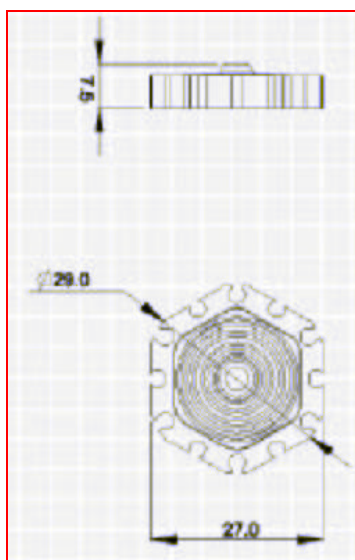
Parameter	Min	Max
Operating Ambient Temperature	-20	60
Storage Ambient Temperature	-20	80



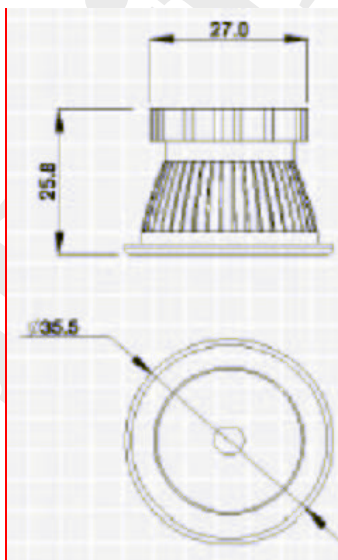
LED Selection (per Luxeon from LUMILEDS)

Color	Radiation pattern	Dominant wavelength nm	LED Watts
Red		625	1
Amber		590	1
Green	Batwing/ Lambertian / Side emitting	530	1
Blue		470	1
White		5500 K	1
Warm White	Batwing	3000 – 3500 K	1

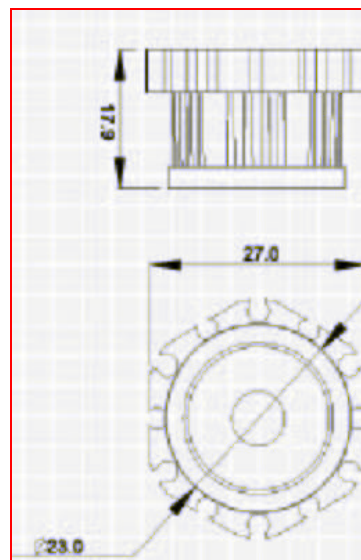
Drawing and Diagram : Type A



Type B



Type C



Important: Please contact our engineer to ensure installation and maintenance being properly executed to obtain maximum performance, efficiency and durability from the LED lighting product.

Disclaimer: While every care has been taken with the details on this specification sheet, we accept no responsibility for any inaccuracies and reserve the right to change these specifications without notice to always ensure that you are receiving a superior product.

光圓科技股份有限公司
LED CIRCLE Technology Corporation
 新竹市竹光路 8 號 14 樓之 8
 14F-8, No. 8, Zhu-Guang Rd., HsinChu City, Taiwan
 WEB: www.ledcircle.com E-Mail: zeno@ledcircle.com TEL: +886-3-540-2430